

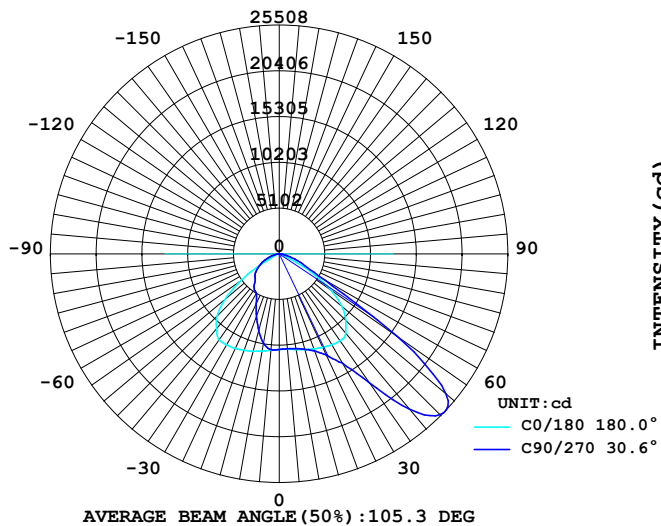
# LUMINAIRE PHOTOMETRIC TEST REPORT

Report number:

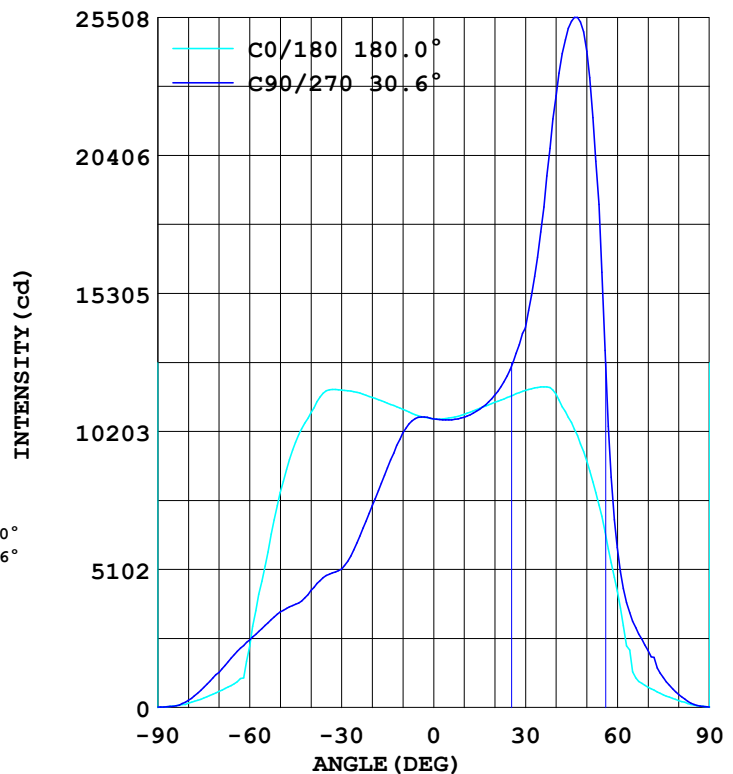
MANUFACTURER: ILUMEN GMBH	Address:	
NAME: Klose	TYPE: IL-FL19-N25040-P45	WEIGHT:
SPECIFICATION: 2835LED、4000K、P45DEG	DIMENSION:	SERIAL No.:

DATA OF LAMP		Imax(cd)	25727	S/MH (C0/180)	1.57
MODEL		EFFICIENCY (%)	100.0	S/MH (C90/270)	0.83
NOMINAL POWER(W)	250	TOTAL FLUX(lm)	34929	Voltage(V)	230.3
RATED VOLTAGE (V)	230	EFFICIENCY (lm/W)	139.8	Current(A)	1.099
NOMINAL FLUX(lm)	34929.0	$\eta$ up (%)	0.0	Power(W)	249.9
LAMPS QUANTITY	1	$\eta$ down (%)	100.0	Power Factor (PF)	0.987
TEST VOLTAGE (V)	230.4	Effective Flux(lm)	34929.1	EEI	0.107

LUMINOUS INTENSITY DISTRIBUTION



LUMINOUS INTENSITY DISTRIBUTION



Test System:  
 Temperature: 25.3 DEG  
 Operators:  
 Test Date: 2024.11.21

Test Set: 5.0deg/s C-Gamma (TYPE C)  
 Humidity: 65.0%  
 Test Distance: 10.000 m  
 Remarks:

---

## Color Temperature Data List

Report number:

MANUFACTURER: ILUMEN GMBH	Address:	
NAME: Klose	TYPE: IL-FL19-N25040-P45	WEIGHT:
SPECIFICATION: 2835LED、4000K、P45DEG	DIMENSION:	SERIAL No.:

---

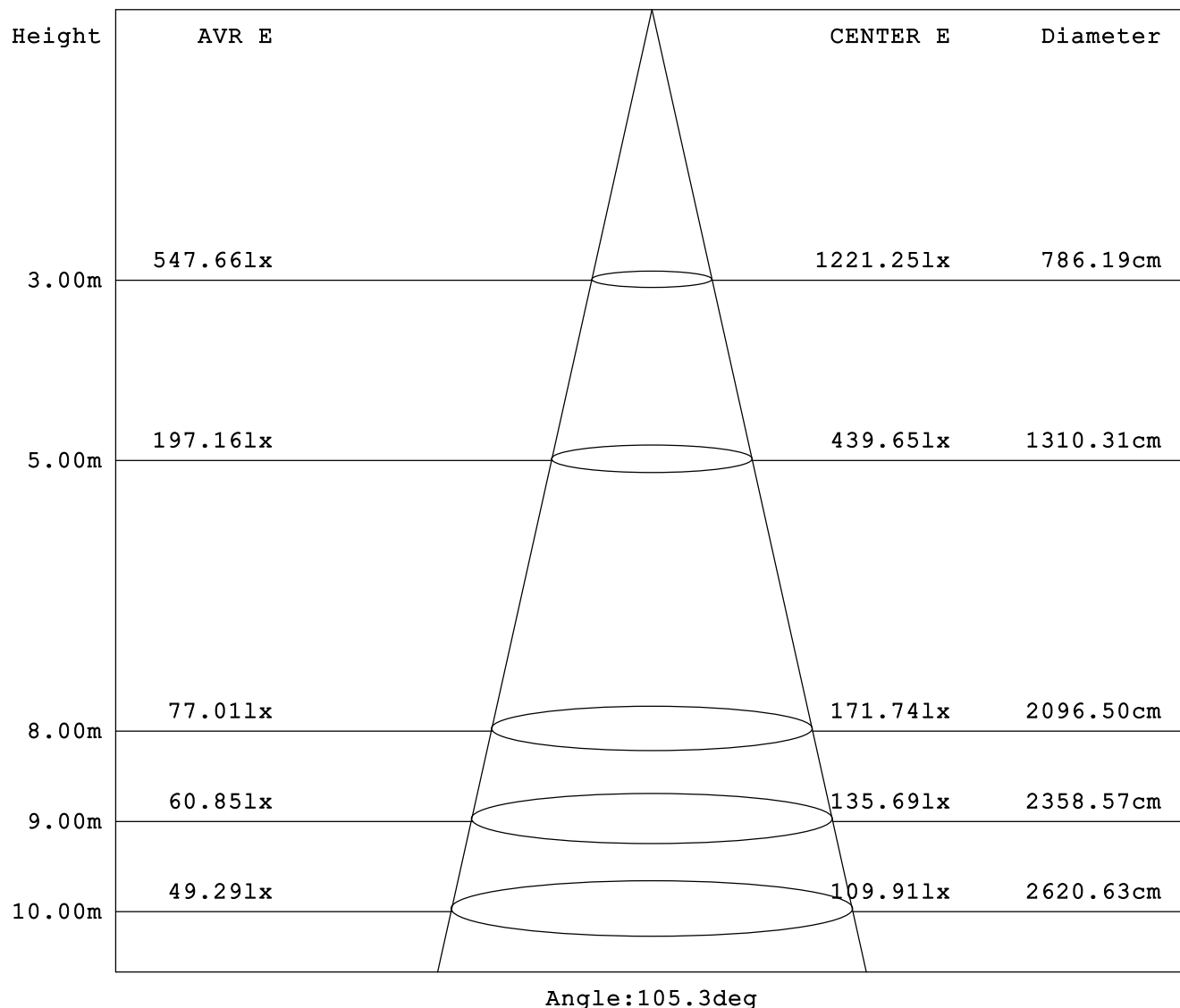
Test System:  
Temperature: 25.3DEG  
Operators:  
Test Date: 2024.11.21

Test Set: 5.0deg/s C-Gamma (TYPE C)  
Humidity: 65.0%  
Test Distance: 10.000 m  
Remarks:

## AVERAGE AND CENTER E Figure

Report number:

MANUFACTURER: ILUMEN GMBH	Address:	
NAME: Klose	TYPE: IL-FL19-N25040-P45	WEIGHT:
SPECIFICATION: 2835LED、4000K、P45DEG	DIMENSION:	SERIAL No.:



Test System:  
 Temperature: 25.3DEG  
 Operators:  
 Test Date: 2024.11.21

Test Set: 5.0deg/s C-Gamma (TYPE C)  
 Humidity: 65.0%  
 Test Distance: 10.000 m  
 Remarks:

## ZONAL FLUX DIAGRAM

Report number:

MANUFACTURER: ILUMEN GMBH	Address:	
NAME: Klose	TYPE: IL-FL19-N25040-P45	WEIGHT:
SPECIFICATION: 2835LED、4000K、P45DEG	DIMENSION:	SERIAL No.:

γ	C0	C45	C90	C135	C180	C225	C270	C315	γ	Zone	total
5.0	1079	1077	1072	1077	1070	1065	1063	1066	0- 5	255.7	255.7
10.0	1103	1057	1014	1044	1084	1078	1073	1080	5- 10	765.8	1022
15.0	1125	994.6	885.0	939.6	1106	1108	1102	1111	10- 15	1257	2278
20.0	1145	886.9	746.5	808.0	1128	1159	1154	1173	15- 20	1710	3988
25.0	1165	756.9	609.0	672.6	1150	1238	1248	1280	20- 25	2136	6124
30.0	1173	621.4	512.0	536.9	1172	1352	1403	1461	25- 30	2569	8693
35.0	1171	489.0	487.9	460.8	1185	1515	1757	1743	30- 35	3086	11779
40.0	1089	381.6	431.8	413.6	1158	1677	2260	2164	35- 40	3737	15517
45.0	979.8	311.9	381.1	337.6	1053	1787	2536	2433	40- 45	4319	19836
50.0	794.9	242.5	352.8	292.3	910.0	1677	2424	2337	45- 50	4509	24344
55.0	521.8	191.2	303.0	257.7	706.5	1352	1609	1815	50- 55	3982	28326
60.0	227.8	155.2	249.9	210.1	430.9	992.5	590.4	1049	55- 60	2777	31103
65.0	88.45	119.1	195.9	162.1	132.3	676.6	318.5	541.6	60- 65	1813	32916
70.0	59.16	79.05	129.2	109.9	75.71	339.4	210.7	239.3	65- 70	1111	34028
75.0	34.69	39.96	73.47	60.53	47.26	74.48	110.9	77.90	70- 75	548.3	34576
80.0	16.27	15.13	27.03	22.88	25.72	35.48	48.11	31.84	75- 80	243.3	34819
85.0	5.166	3.543	4.537	4.210	8.980	10.88	11.18	9.865	80- 85	89.11	34909
90.0	1.153	1.060	1.533	1.034	1.899	2.349	1.295	1.475	85- 90	20.48	34929
95.0									90- 95		
100.0									95-100		
105.0									100-105		
110.0									105-110		
115.0									110-115		
120.0									115-120		
125.0									120-125		
130.0									125-130		
135.0									130-135		
140.0									135-140		
145.0									140-145		
150.0									145-150		
155.0									150-155		
160.0									155-160		
165.0									160-165		
170.0									165-170		
175.0									170-175		
180.0									175-180		
DEG	LUMINOUS INTENSITY:×10cd									UNIT:lm	

Test System:  
 Temperature:25.3DEG  
 Operators:  
 Test Date:2024.11.21

Test Set: 5.0deg/s C-Gamma (TYPE C)  
 Humidity:65.0%  
 Test Distance:10.000 m  
 Remarks:

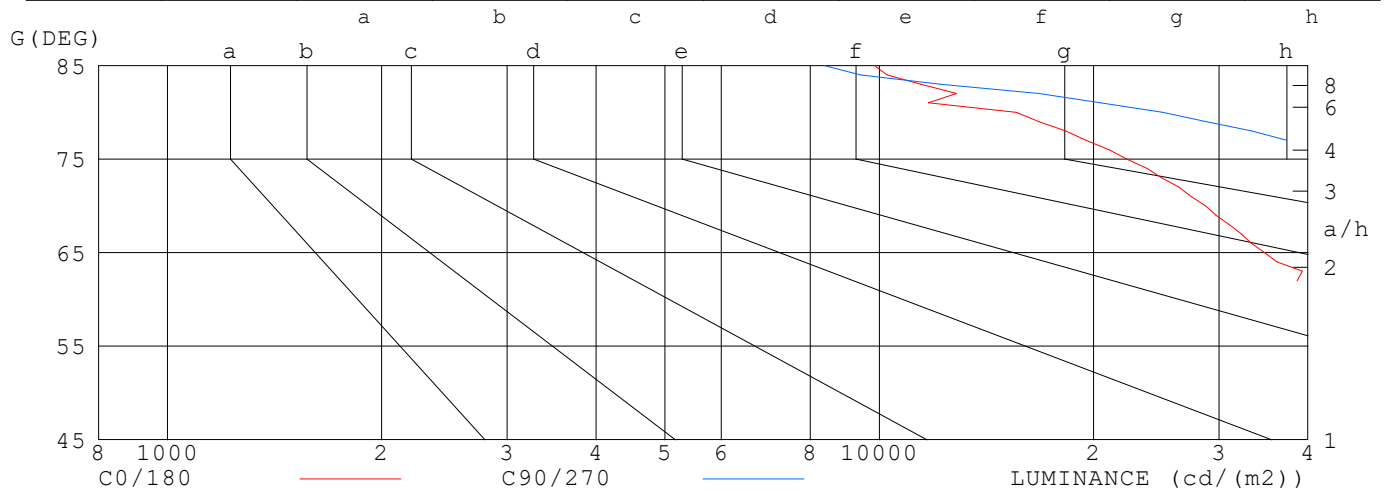
## LUMINANCE LIMITATION CURVES

Report number:

MANUFACTURER: ILUMEN GMBH	Address:	
NAME: Klose	TYPE: IL-FL19-N25040-P45	WEIGHT:
SPECIFICATION: 2835LED、4000K、P45DEG	DIMENSION:	SERIAL No.:

### LUMINANCE LIMITATION CURVES

GLARE	CLASS	ILLUMINANCE (lx)							
1.15	A	2000	1000	500	<=300				
1.50	B		2000	1000	500	<=300			
1.85	C			2000	1000	500	<=300		
2.20	D				2000	1000	500	<=300	
2.55	E					2000	1000	500	<=300



LUMINANCE $\text{cd}/(\text{m}^2)$		
G (DEG)	C0/180	C90/270
85	9849	8369
80	15574	25027
75	22274	45635
70	28741	60742
65	34776	74530
60	75718	80363
55	151164	84934
50	205486	88241
45	230232	86653

Test System:  
 Temperature: 25.3DEG  
 Operators:  
 Test Date: 2024.11.21

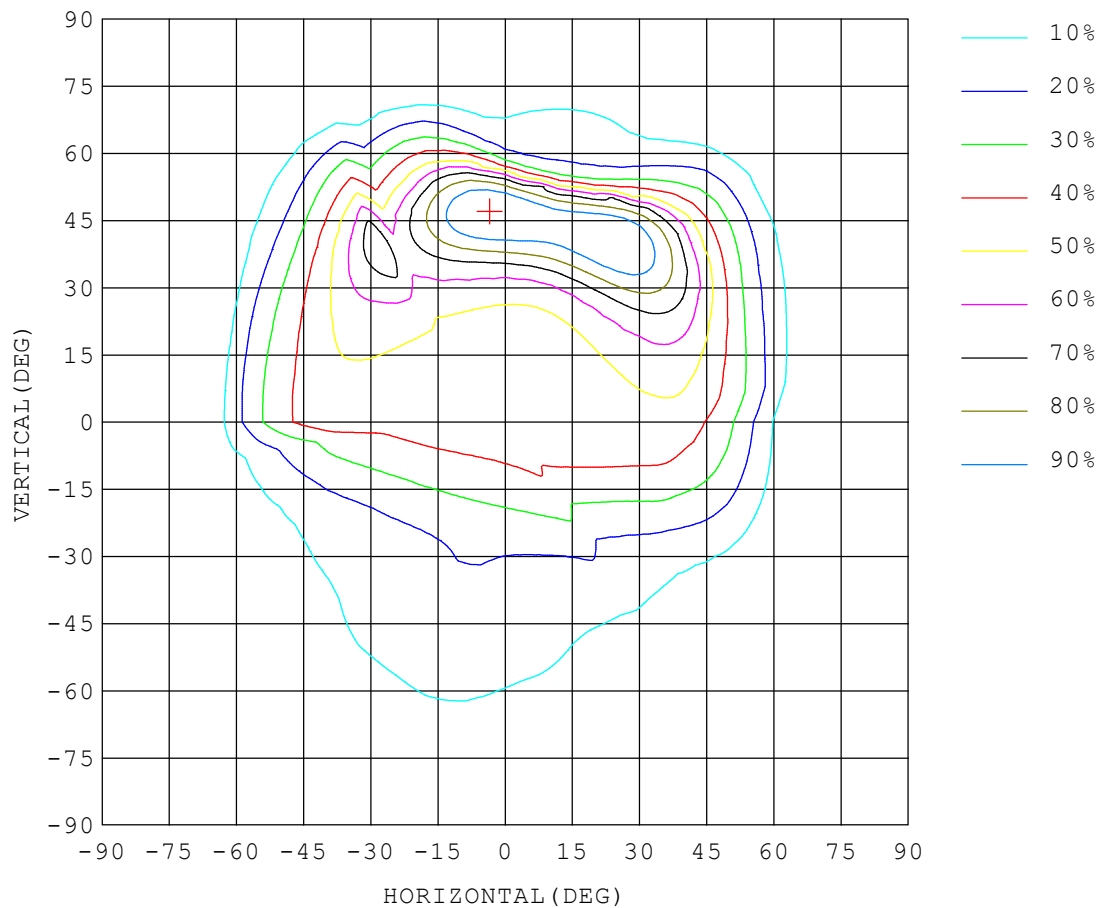
Test Set: 5.0deg/s C-Gamma (TYPE C)  
 Humidity: 65.0%  
 Test Distance: 10.000 m  
 Remarks:

## ISOCANDELA DIAGRAM

Report number:

MANUFACTURER: ILUMEN GMBH	Address:	
NAME: Klose	TYPE: IL-FL19-N25040-P45	WEIGHT:
SPECIFICATION: 2835LED、4000K、P45DEG	DIMENSION:	SERIAL No.:

UNIT: cd



Test System:  
Temperature: 25.3 DEG  
Operators:  
Test Date: 2024.11.21

Test Set: 5.0 deg/s C-Gamma (TYPE C)  
Humidity: 65.0%  
Test Distance: 10.000 m  
Remarks: